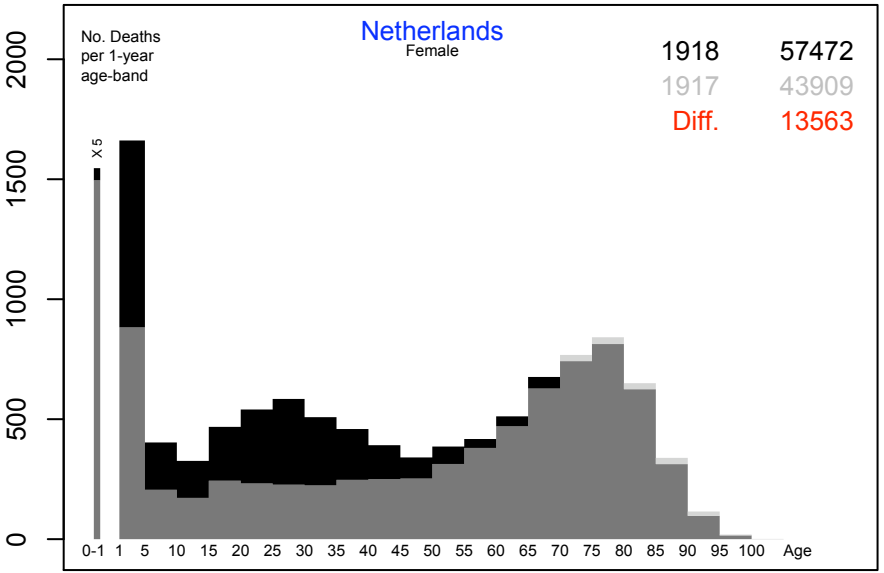
Netherlands
Female
No. Deaths
per 1-year
age-band
1918 57472
1917 43909
Diff. 13563
X 5
0 500 1000 1500 2000
0-1 1 5 10 15 20 25 30 35 40 45 50 55 60 65 70 75 80 85 90 95 100 Age

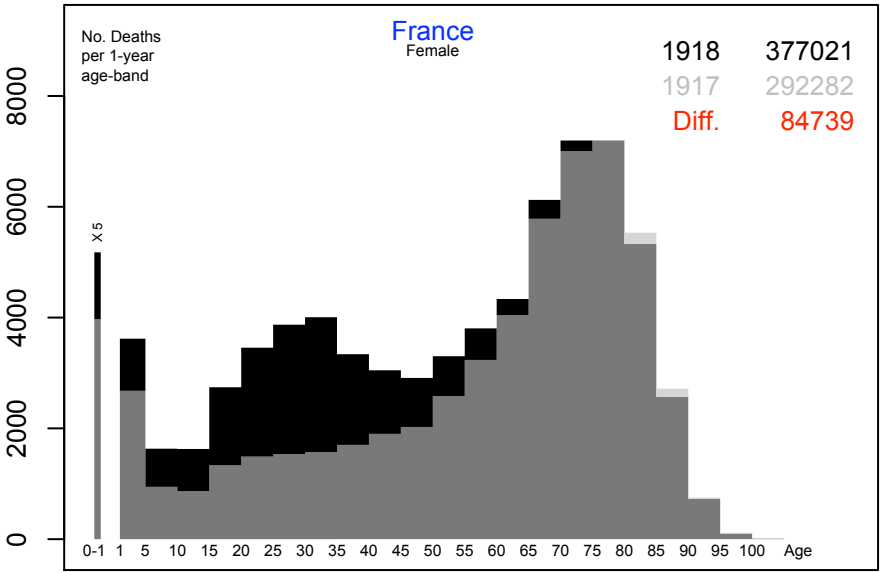
France
Female
No. Deaths
per 1-year
age-band
1918 377021
1917 292282
Diff. 84739
X 5
0 2000 4000 6000 8000
0-1 1 5 10 15 20 25 30 35 40 45 50 55 60 65 70 75 80 85 90 95 100 Age

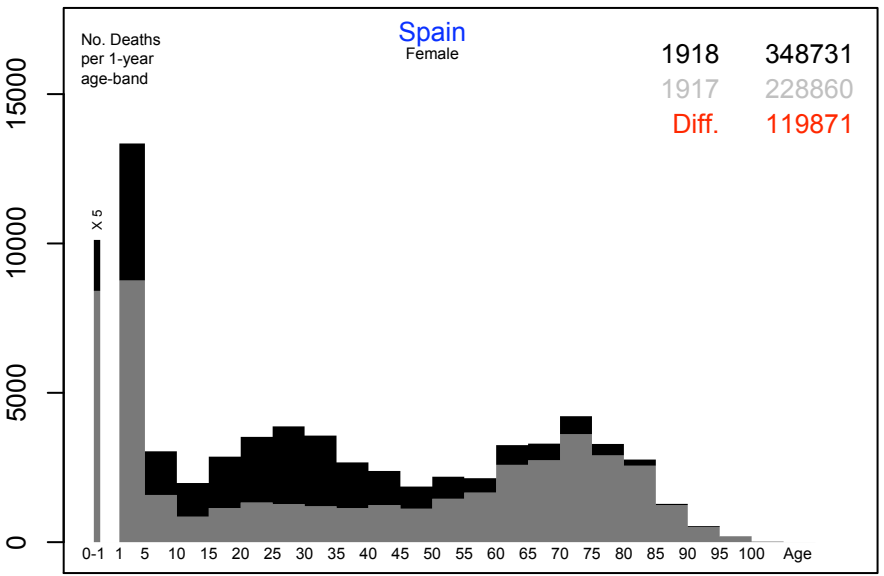
Spain
Female
No. Deaths
per 1-year
age-band
1918 348731
1917 228860
Diff. 119871
X 5
0 5000 10000 15000
0-1 1 5 10 15 20 25 30 35 40 45 50 55 60 65 70 75 80 85 90 95 100 Age

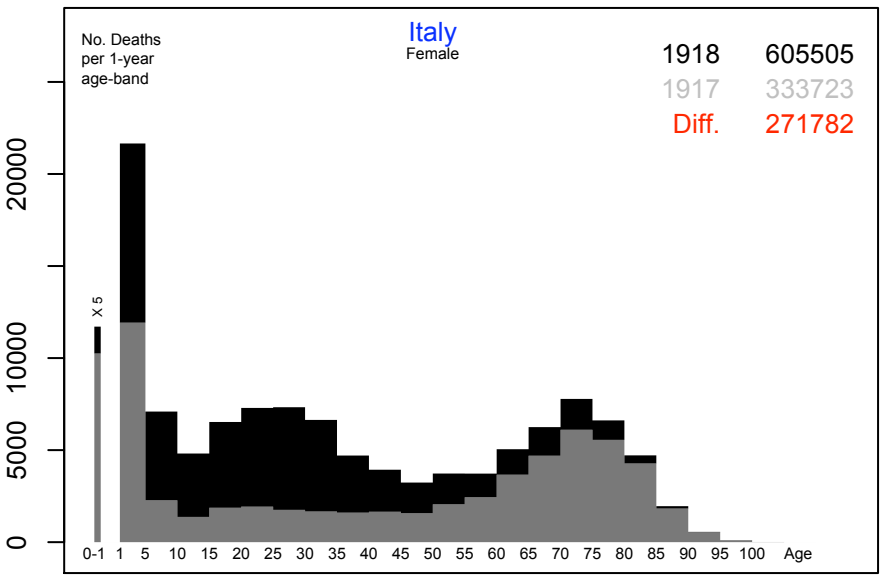
Italy
Female
No. Deaths
per 1-year
age-band
1918 605505
1917 333723
Diff. 271782
X 5
0 5000 10000 20000
0-1 1 5 10 15 20 25 30 35 40 45 50 55 60 65 70 75 80 85 90 95 100 Age