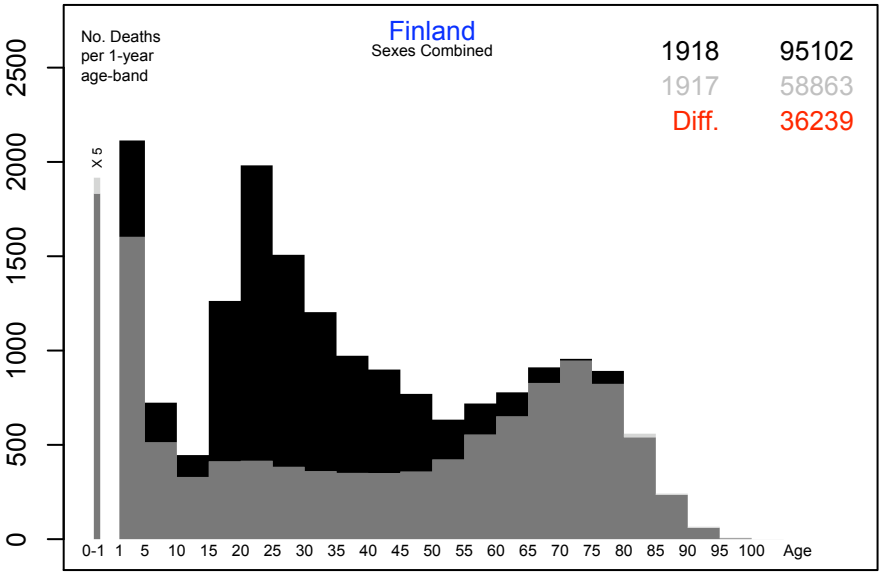
Finland
Sexes Combined
No. Deaths
per 1-year
age-band
1918 95102
1917 58863
Diff. 36239
X 5
0 500 1000 1500 2000 2500
0-1 1 5 10 15 20 25 30 35 40 45 50 55 60 65 70 75 80 85 90 95 100 Age

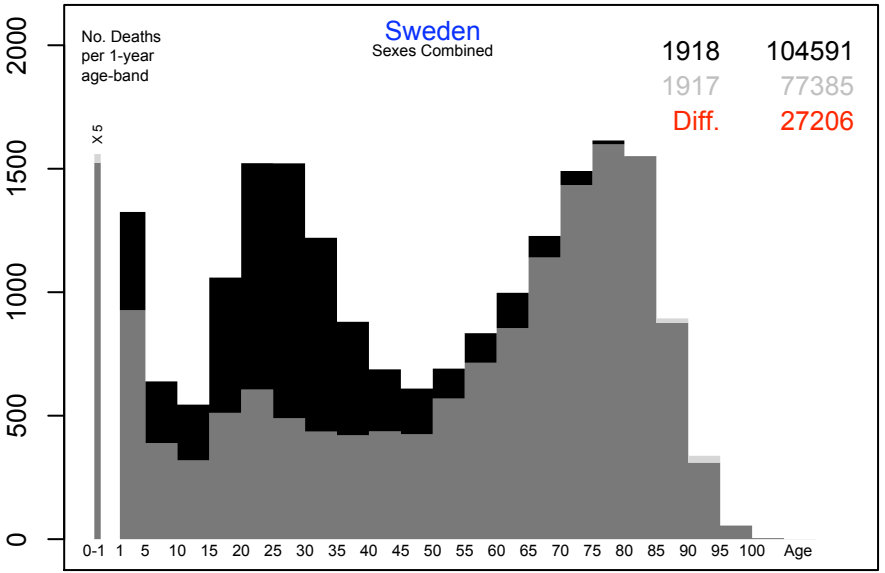
Sweden
Sexes Combined
No. Deaths
per 1-year
age-band
1918 104591
1917 77385
Diff. 27206
X 5
0 500 1000 1500 2000
0-1 1 5 10 15 20 25 30 35 40 45 50 55 60 65 70 75 80 85 90 95 100 Age

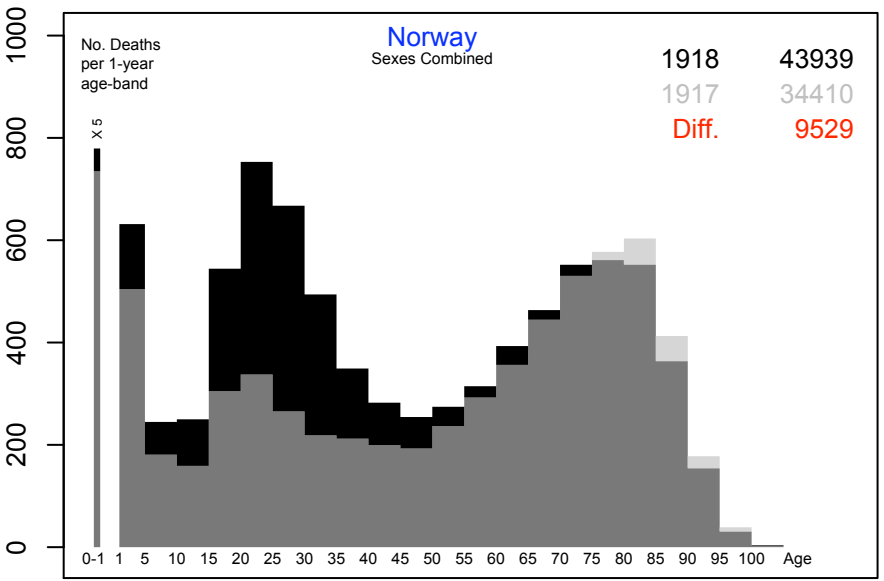
Norway
Sexes Combined
No. Deaths
per 1-year
age-band
1918 43939
1917 34410
Diff. 9529
X 5
0 200 400 600 800 1000
0-1 1 5 10 15 20 25 30 35 40 45 50 55 60 65 70 75 80 85 90 95 100 Age

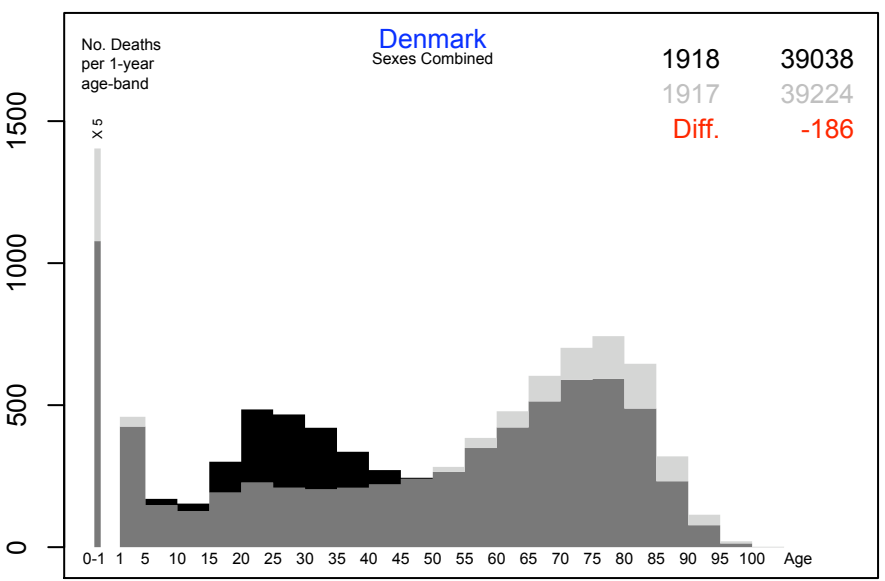
Denmark
Sexes Combined
No. Deaths
per 1-year
age-band
1918 39038
1917 39224
Diff. -186
X 5
0 500 1000 1500
0-1 1 5 10 15 20 25 30 35 40 45 50 55 60 65 70 75 80 85 90 95 100 Age